



Point of Use Ionizing Blower

MODEL 6432E




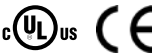
The Point of Use Ionizing Blower Model 6432e control static discharge in assembly, inspection, packaging areas, and in-tool wherever static build-up can cause contamination, ESD, material-handling problems or microprocessor lock-up.

Patented IsoStat technology makes ION Systems blowers the most reliable ionizers available. IsoStat characteristics include small size and operation without grounding wires or cables while still maintaining ionizer balance. The Blower's internal emitter points are electrostatically shielded to eliminate field-induced charging. Steady-state DC ion emission to provide fast discharge with low airflow for greater operator comfort, the Model 6432e Blower offers the best of IsoStat technology.

Features and Benefits

- Patented IsoStat® technology
- Steady-state DC ion emission
- 24 VDC or 24 VAC input power
- Facility Monitoring System (FMS) interface
- Operational failure alarm
- Small footprint design with in-tool stand or benchtop stand
- Intrinsically balanced; no calibration needed
- Minimum ion recombination provides maximum static control
- Convenient power options, wall-provided AC or tool-provided DC
- Faster response to ionization failure with notification through tool or facility monitoring system
- Provides visual notification of any operational failures
- Occupies little work or tool space; cleanroom-compatible (minimizes disruption of laminar flow)

Specifications

Input Voltage	24 VDC ($\pm 10\%$), 6W max or 24 VAC ($\pm 10\%$), 50-60 Hz, 6W max
Indicators	Green power LED; red alarm LED
Ion Emission	Steady-state DC
Emitter Points	Tungsten wire; internally shielded
Airflow	49 CFM, typical
Discharge	± 1000 -100V <4 sec @ 1 ft ¹ (using 24 VAC)
Balance	± 20 V @ 1 ft away
Ozone	<0.005 ppm, typical (24-hour accumulation)
Mounting	Small in-tool bracket/stand (1.8 x 5.1 in./45 x 129 mm); large benchtop stand (4.1 x 5.1 in./108 x 129 mm); both with 1/4" mounting hole and 10-32 truss head screws
Dimensions	5.3H x 5.0W x 2.5D (133 x 127 x 63 mm); small bracket base is 1.8 in. (45 mm); large stand base is 4.1 in. (108 mm)
Weight	21 oz (595g) with large stand
Warranty	2-year warranty
Certifications	
Transformer 14-1320	
Input Voltage	120 VAC $\pm 10\%$, 50-60 Hz
Output	24 VAC, 60 Hz @ 450 mA, $\pm 5\%$
Dimensions	2.4H x 2.2W x 1.6D in. (61 x 56 x 41 mm)
Certifications	
Transformer 14-1330	
Input Voltage	230 VAC $\pm 10\%$, 50 Hz
Output	24 VAC @ 750 mA, $\pm 5\%$
Dimensions	2.8H x 2.5W x 1.9D in. (71H x 64W x 48D mm)
Certifications	
AC Adapter 14-1322	
Input Voltage	120-240 VAC $\pm 10\%$, 50/60 Hz
Output	24 VDC @ 400 mA
Dimensions	1.4H x 2.1W x 3.4L in. (36H x 53W x 86L mm)
Certifications	

1. Tested in accordance with ANSI/ESD STM3.1-2006.

Ordering Information

91-6432e	Blower with alarm indicator light and FMS
32-6433	Benchtop stand
32-6434	In-tool stand
14-1320	24 VAC 120V 60 Hz transformer
14-1330	24 VAC 230V 50 Hz transformer
14-1322	24 VDC 120/230V 50/60 Hz AC-DC adapter

Enhanced Features

The Model 6432e offers both an alarm LED on the front of the blower that indicates a high voltage circuitry failure, and a five-pin facility monitoring system (FMS) interface. The FMS interface provides a 4-20 mA current loop and relay output connection. Together with the 24 VDC input connection, the FMS output is situated on a convenient terminal block, designed for easy integration with your process equipment.



Power Options

For increased flexibility, the Model 6432e Blower can be directly powered by process equipment or 24 VDC/VAC power to fit the needs of your environment. For 100-120 VAC input power, use transformer #14-1320; for 240-260 VAC, use #14-1330; for applications where DC input power is preferable, use AC/DC adapter #14-1322.



The Model 6432e is offered with a smaller in-tool stand (shown here) or a larger benchtop stand.



ION Systems

1750 North Loop Road
Alameda, CA 94502

Tel: 800.367.2452 (in USA)
Tel: 510.217.0600
info@ion.com
www.ion.com