



Ionization Systems

W W W . I O N . C O M

Digital Room Ionization System

MODEL 5515 CEILING EMITTER, MODEL 5582 CONTROLLER, IONMANAGER SOFTWARE

The newest additions to our digital family of Ceiling Emitters and Controllers, the Model 5515 Ceiling Emitter and the Model 5582 Controller, are designed to integrate with IonManager software, the most comprehensive and robust ionizer management software available. This digital room ionization system allows the flexibility to remotely and individually control and address system operational settings including alarm sensitivity, ion output, ion pulse timing, and polling frequency. Easy to use tools with precision fine tuning allows your ionization system to achieve maximum performance, specially calculated for your specific application.



The integrated software control and monitoring capability of IonManager enables centralized control of individual Emitters and Controllers. Each individual Emitter may also be set with the Model 5572 remote control, or by using the Model 5571 handheld terminal connected to the Controller. Any status issues from an Emitter or Controller are reported back to IonManager, which can send messages following a customized set of rules.

Features and Benefits

- Fully digital technology
- Single-crystal silicon emitter points¹ availability
- Advanced Feedback Technology²
- Flexible user configuration with adjustments made via IR Remote, IonManager software, or Handheld Terminal
- Current/voltage-controlled performance
- Precisely control all ionization parameters with expansive data output capabilities
- Emitter point material is the cleanest, highest performing, and lowest maintenance available; essential for 65 nm and below wafer processing
- Continued stable high ion output is ensured, along with the most balanced ionization performance possible
- Fast and easy setup
- Safe, reliable operation


1. U.S. Patent No. 5,650,203, 2. U.S. Patent No. 4,809,127.

Specifications

Input Voltage	24 VAC, 50/60 Hz, 1W (typ)
Output Voltage	0-20 kVDC for each polarity; positive and negative output levels adjusted separately
Control Signal	Ionization parameters are adjusted with the 5571 Handheld Terminal, 5572 IR Remote, or via IonManager software
Connectors	Telephone-type RJ-11 modular jack receptacle on each end of emitter
Regulation	Output and balance stability is achieved by independently regulating the ion emission current of each polarity at each ionizer
Timing	Precise timing (0-10 sec. @ 0.1 sec. resolution) is generated by a local microcontroller; LEDs on each emitter indicate the polarity of the ion emission
Operating Mode	Pulsed DC, steady-state DC, or standby
Emitter Points	Single-crystal silicon or titanium; all emitter points are field replaceable
Emitter Rods	2.5, 5, 10, 15, 24, 36, or 60 in. length (6.4, 12.7, 25.4, 38.1, 61.0, 91.4, or 152.4 cm length)
Cleanliness	Single crystal silicon ISO Class 1; titanium ISO 14644-1 Class 3 standards (Fed. Std. 209e) Class 1 equivalent
Alarm	Alarm operates when ionizer is no longer able to maintain preset ion output level; visual LED in the middle of the ionizer; optional audible alarm at controller
Ozone	<0.005 ppm (24-hour accumulation)
Operating Environment	Temperature 59-95°F (15-35°C), nominal; humidity 20-60% RH, non-condensing
Dimensions	1.2H x 1.4W x 17.5L in. (3.1H x 3.6W x 44.5L cm)
Weight	16.4 oz (465 grams)
Warranty	Two year limited warranty
Certifications	SEMI F47 Compliant RoHS Compliant
	
Digital Controller Model 5582	
Input Voltage	100/115/250 VAC ±10%, 50/60 Hz voltage selectable and fuse protected
Output Voltage	24 VAC
Output Signal	RS-485 to Emitters; Ethernet or RS-485 to IonManager
FMS Output	Relay or 4-20 mA output
Capacity	80 Model 5515 Ceiling Emitters
Indicators	Green power LED, red alarm LED, audible alarm
Dimensions	6.2H x 4.4W x 13.2L in. (15.8H x 11.1W x 33.5L cm)
Weight	7 lb (3.18 kg)
Certifications	SEMI F47 Compliant RoHS Compliant
	

System Performance Security

The new Model 5515 Ceiling Emitter, Model 5582 Controller, and IonManager software provide consistent ionization protection throughout your facility. The advance notification system communicates system alarms and warnings immediately so corrective action can be taken. The alarm notifications are user configurable and can be sent to multiple personnel via e-mail, SMS, or pager.



Emitters are connected to controllers, which communicate with IonManager and sends e-mail notifications to a facility monitoring system or agent.

Ordering Information

91-5515C-xxR	Digital Ceiling Emitter with titanium emitter points in 2.5, 5, 10, 15, 24, 36, or 60 inch rod lengths
91-5515U-xxR	Digital Ceiling Emitter with silicon emitter points in 2.5, 5, 10, 15, 24, 36, or 60 inch rod lengths
91-5582	Digital Controller, supports up to 80 ionizers
91-5582-SW-Vx	IonManager software (x represents current version number)
91-5572	Infrared Remote Controller
91-5571	Handheld Terminal



ION Systems

1750 North Loop Road
Alameda, CA 94502

Tel: 800.367.2452 (in USA)
Tel: 510.217.0600
info@ion.com
www.ion.com